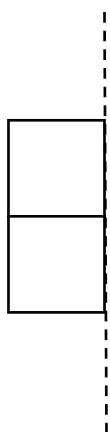


Use what you know about symmetry to draw the missing part of each diagram, so that it is symmetric about the line of symmetry.

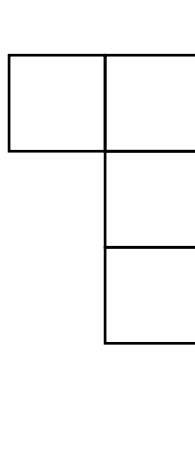
The dotted line in each figure is the line of symmetry.

You can use small cubes to help you.


1.



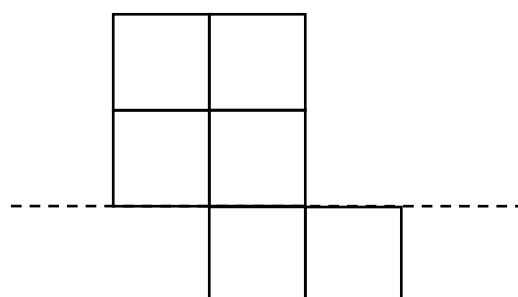
2.



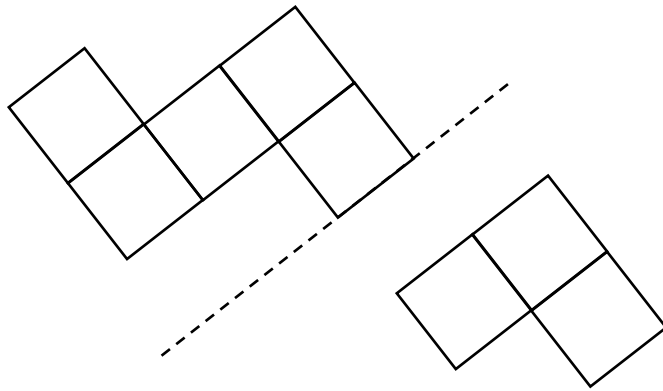
3.



4.



5.



6.

